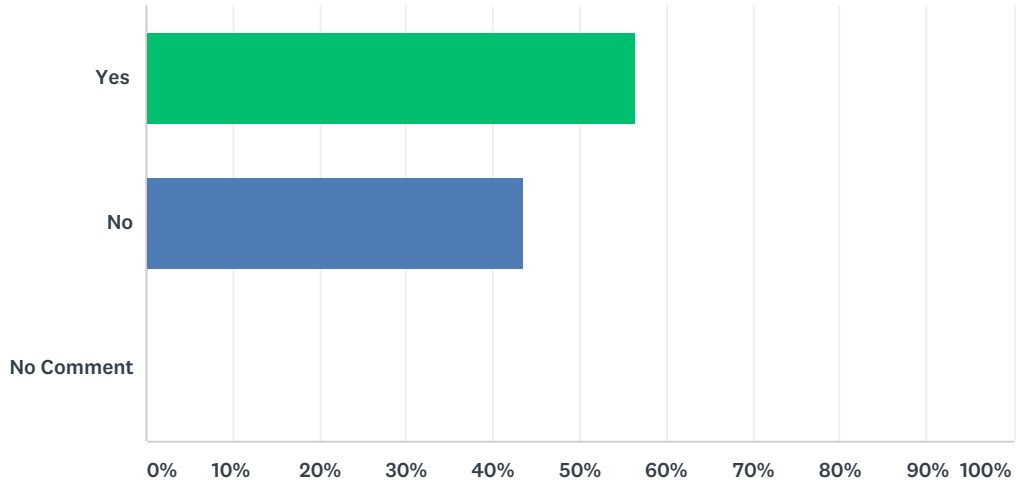


Q1 Are you an AFP Member?

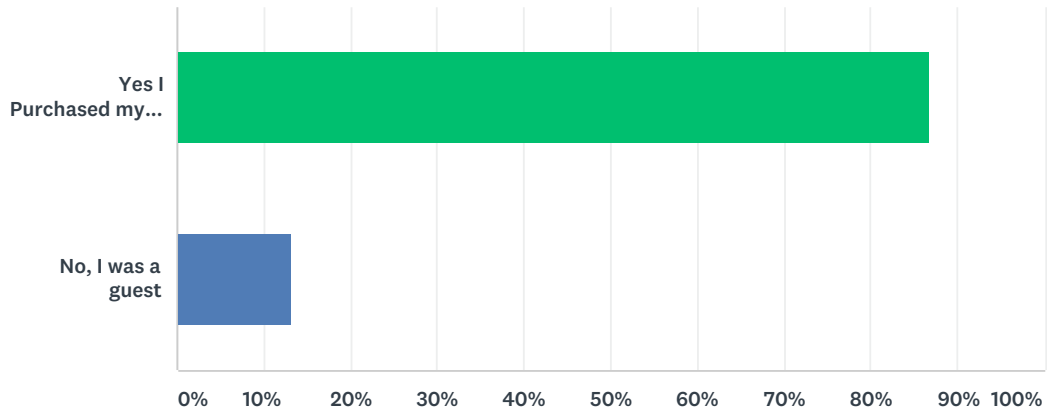
Answered: 39 Skipped: 0



ANSWER CHOICES	RESPONSES
Yes	56.41% 22
No	43.59% 17
No Comment	0.00% 0
TOTAL	39

Q2 Did you purchase your registration or were you a guest?

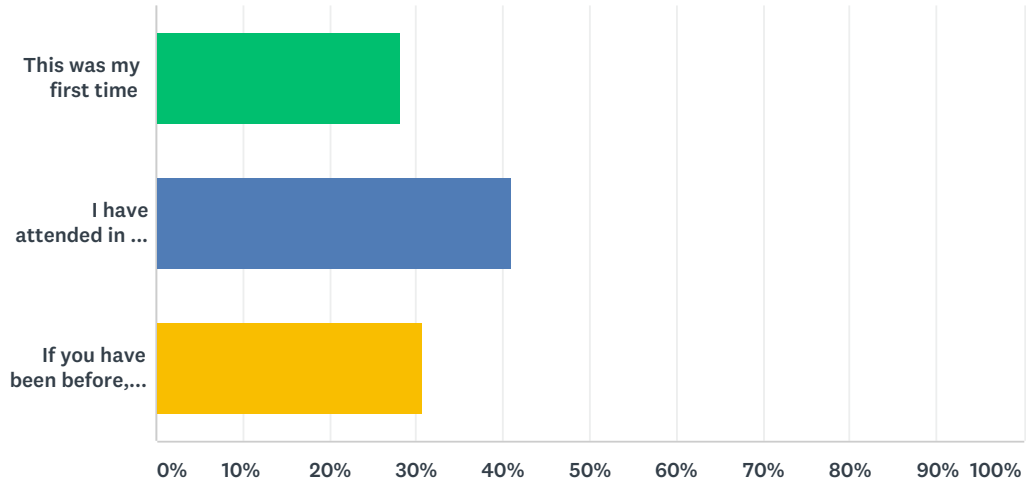
Answered: 38 Skipped: 1



ANSWER CHOICES	RESPONSES
Yes I Purchased my registration	86.84% 33
No, I was a guest	13.16% 5
TOTAL	38

Q3 Was this your first time attending, or have you attended NPD before?

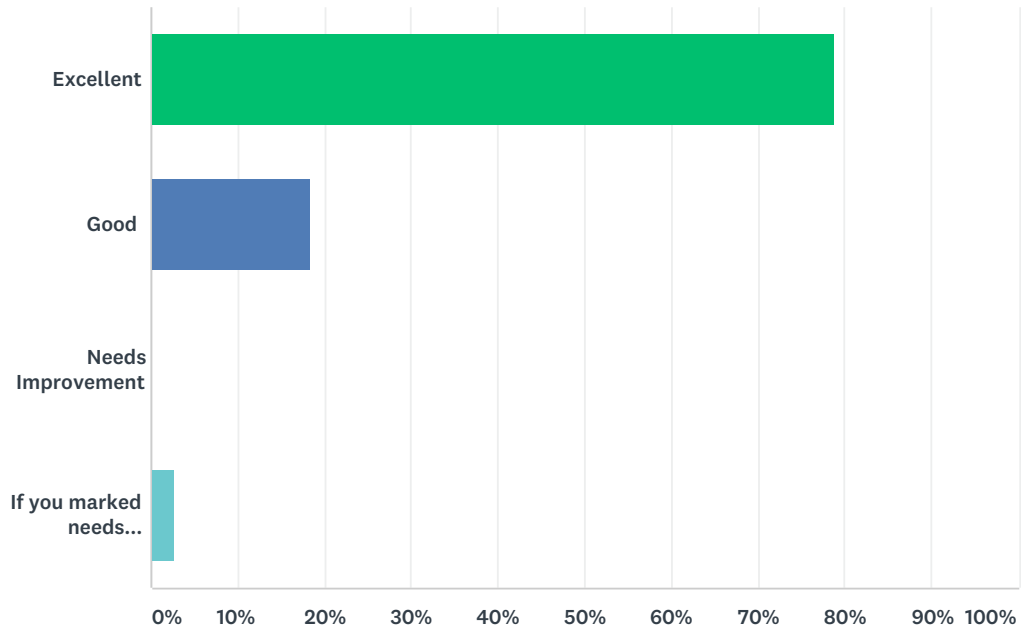
Answered: 39 Skipped: 0



ANSWER CHOICES	RESPONSES	
This was my first time	28.21%	11
I have attended in the past	41.03%	16
If you have been before, how did this year's event compare to previous years?	30.77%	12
TOTAL		39

Q4 How was your experience checking in?

Answered: 38 Skipped: 1

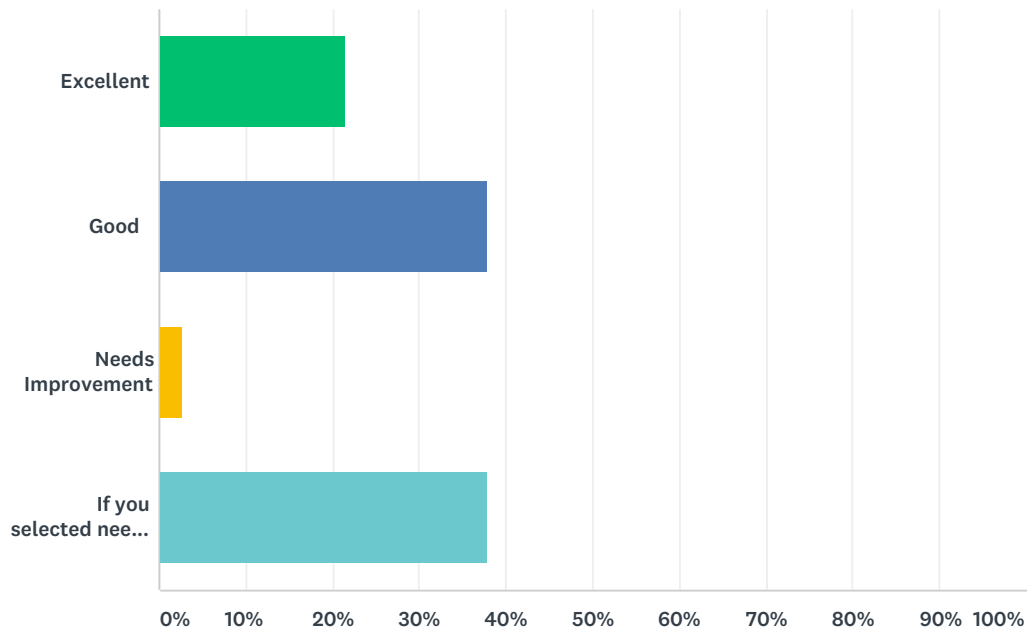


National Philanthropy Day 2018 Survey

ANSWER CHOICES	RESPONSES	
Excellent	78.95%	30
Good	18.42%	7
Needs Improvement	0.00%	0
If you marked needs improvement- what do you feel we could improve for next year?	2.63%	1
TOTAL		38

Q5 How was your experience parking?

Answered: 37 Skipped: 2

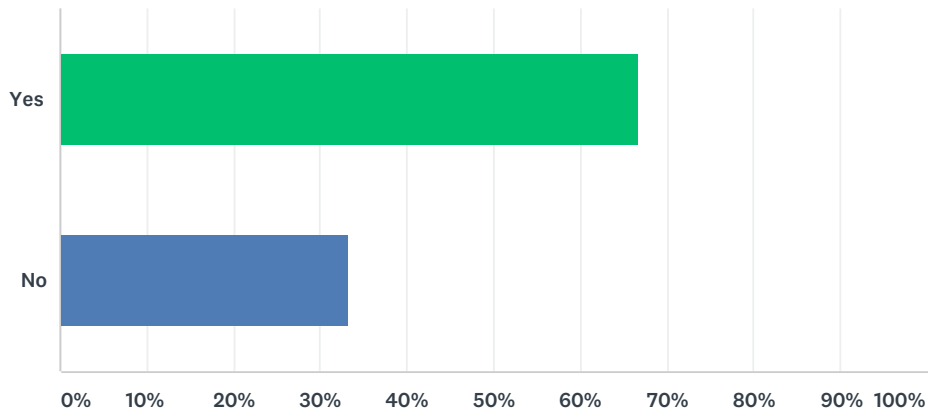


ANSWER CHOICES	RESPONSES	
Excellent	21.62%	8
Good	37.84%	14
Needs Improvement	2.70%	1
If you selected needs improvement, what would you like to see changed for next year?	37.84%	14
TOTAL		37

Q6 Did you attend the Morning Educational Panel. "Transformational Giving Across Generations"?

Answered: 39 Skipped: 0

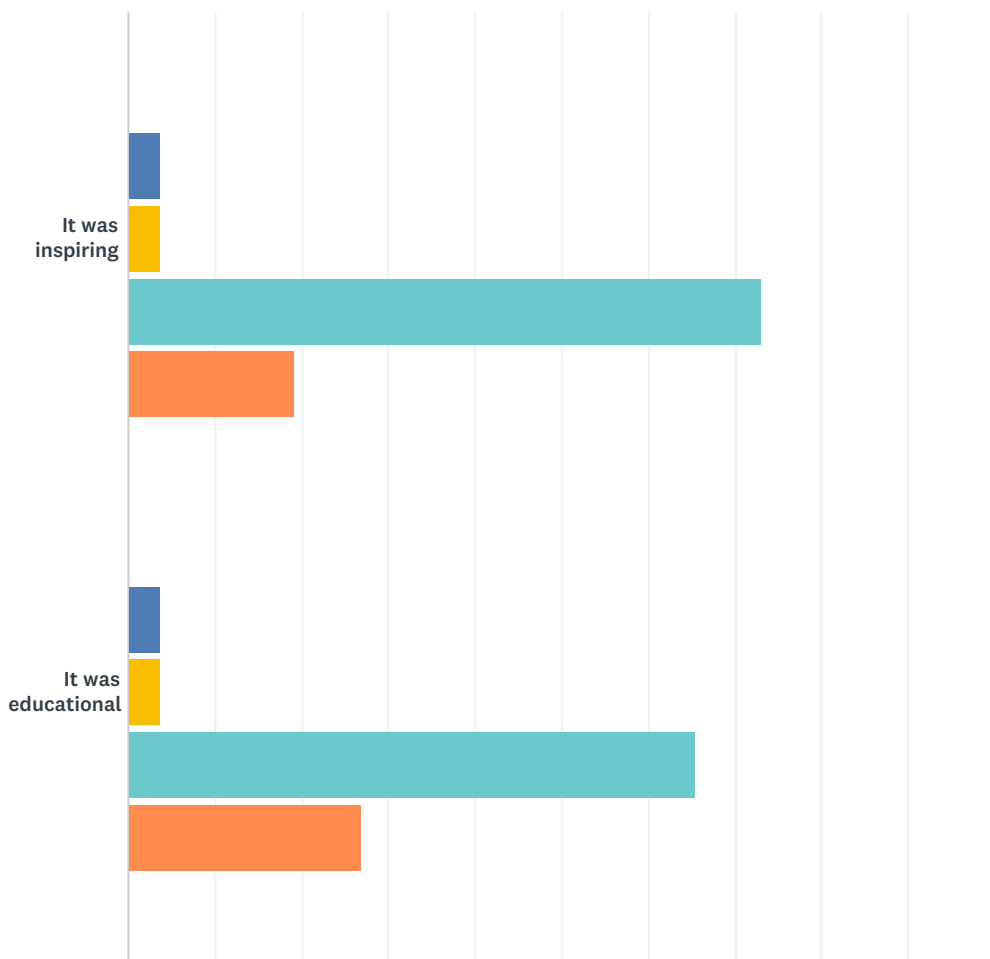
National Philanthropy Day 2018 Survey



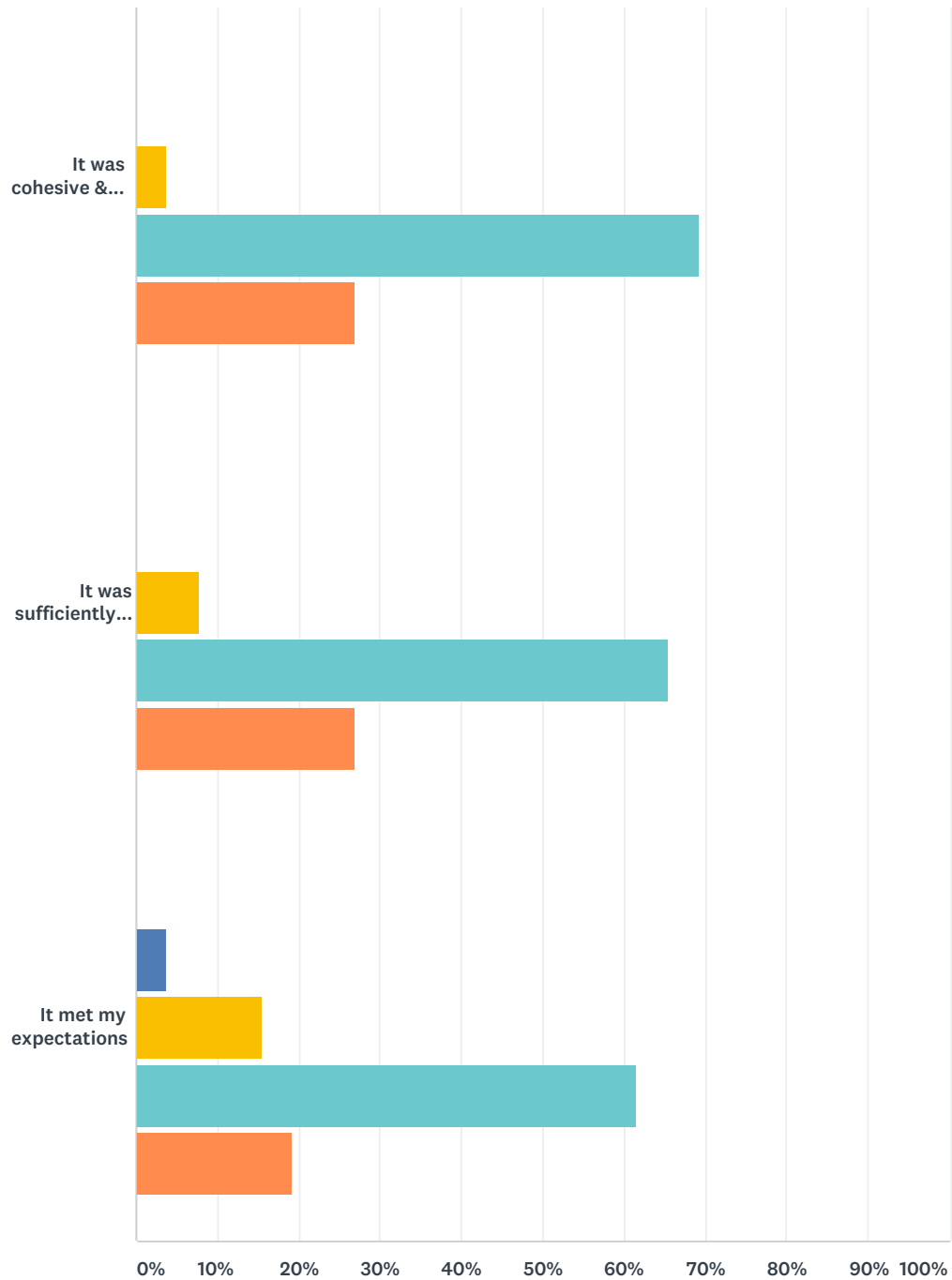
ANSWER CHOICES	RESPONSES	
Yes	66.67%	26
No	33.33%	13
TOTAL		39

Q7 Please rate the content of the "Transformational Giving Across Generations" Morning Educational panel.

Answered: 26 Skipped: 13



National Philanthropy Day 2018 Survey



■ Strongly Disagree
 ■ Disagree
 ■ Neutral
 ■ Agree
 ■ Strongly Agree

	STRONGLY DISAGREE	DISAGREE	NEUTRAL	AGREE	STRONGLY AGREE	TOTAL
It was inspiring	0.00% 0	3.85% 1	3.85% 1	73.08% 19	19.23% 5	26
It was educational	0.00% 0	3.85% 1	3.85% 1	65.38% 17	26.92% 7	26
It was cohesive & logical	0.00% 0	0.00% 0	3.85% 1	69.23% 18	26.92% 7	26
It was sufficiently detailed	0.00% 0	0.00% 0	7.69% 2	65.38% 17	26.92% 7	26

It met my expectations

0.00%
0

3.85%
1

15.38%
4

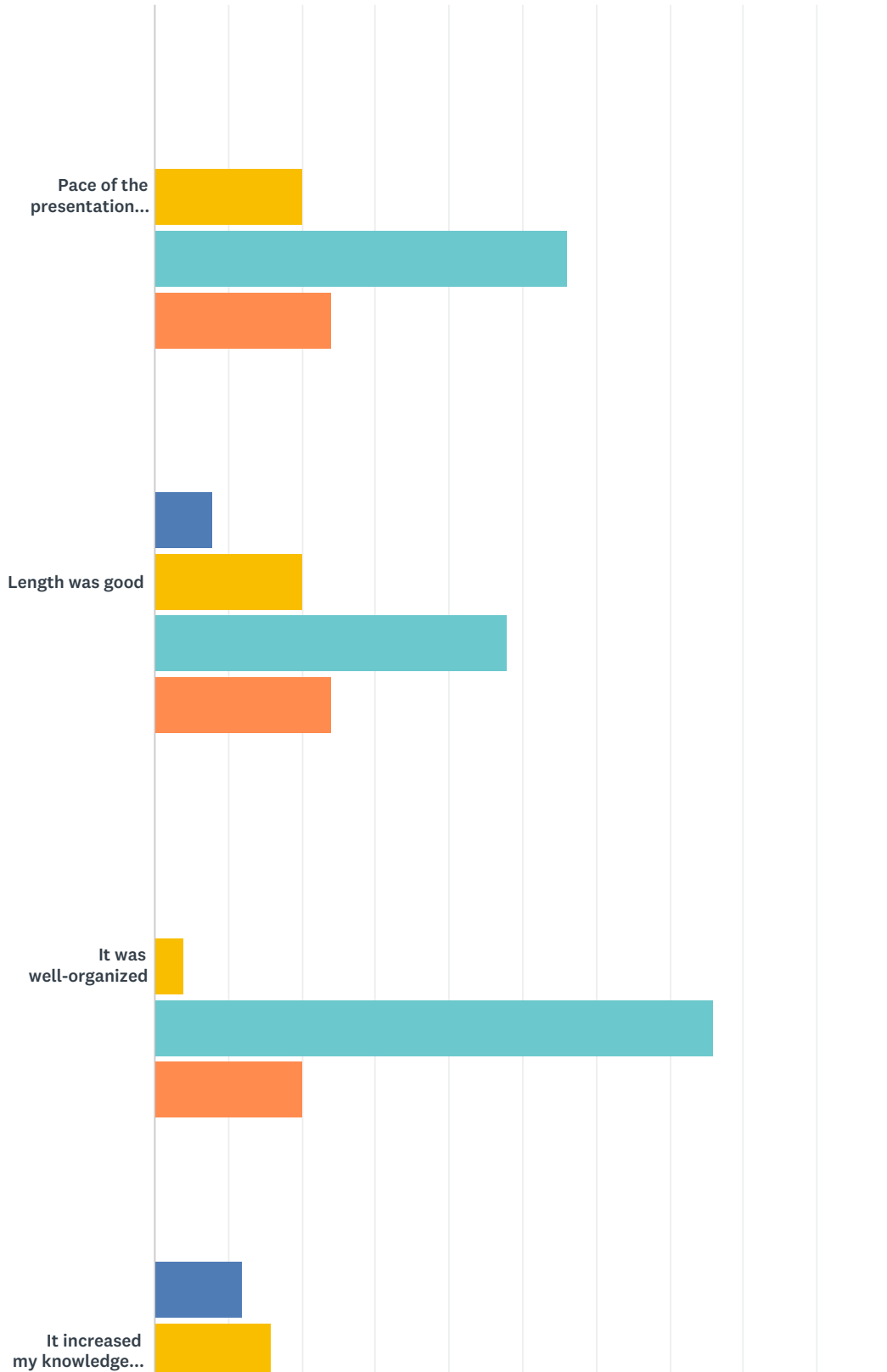
61.54%
16

19.23%
5

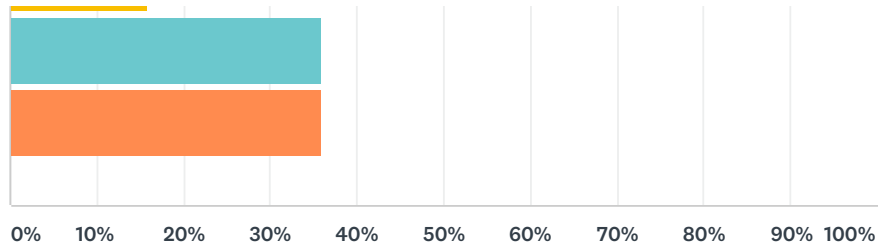
26

Q8 Please rate the overall presentation

Answered: 25 Skipped: 14



National Philanthropy Day 2018 Survey



■ Strongly disagree
 ■ Disagree
 ■ Neutral
 ■ Agree
 ■ Strongly Agree

	STRONGLY DISAGREE	DISAGREE	NEUTRAL	AGREE	STRONGLY AGREE	TOTAL
Pace of the presentation was good	0.00% 0	0.00% 0	20.00% 5	56.00% 14	24.00% 6	25
Length was good	0.00% 0	8.00% 2	20.00% 5	48.00% 12	24.00% 6	25
It was well-organized	0.00% 0	0.00% 0	4.00% 1	76.00% 19	20.00% 5	25
It increased my knowledge on the topics discussed	0.00% 0	12.00% 3	16.00% 4	36.00% 9	36.00% 9	25

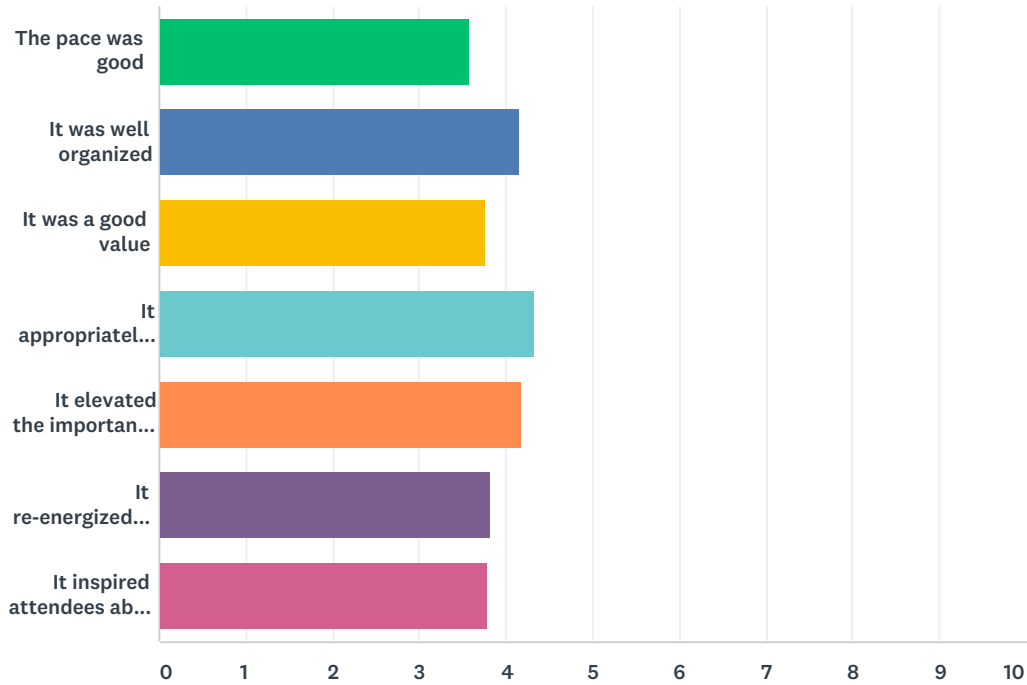
Q9 Please share any additional feedback on the presentation and any suggestions you might make to the presenters or the AFP Program Committee:

Answered: 7 Skipped: 32

Q10 Awards Luncheon (11:45 AM to 1:30 PM) Please rate the Awards Luncheon based upon a scale of 1 to 5 (with 5 being the high mark):

Answered: 38 Skipped: 1

National Philanthropy Day 2018 Survey

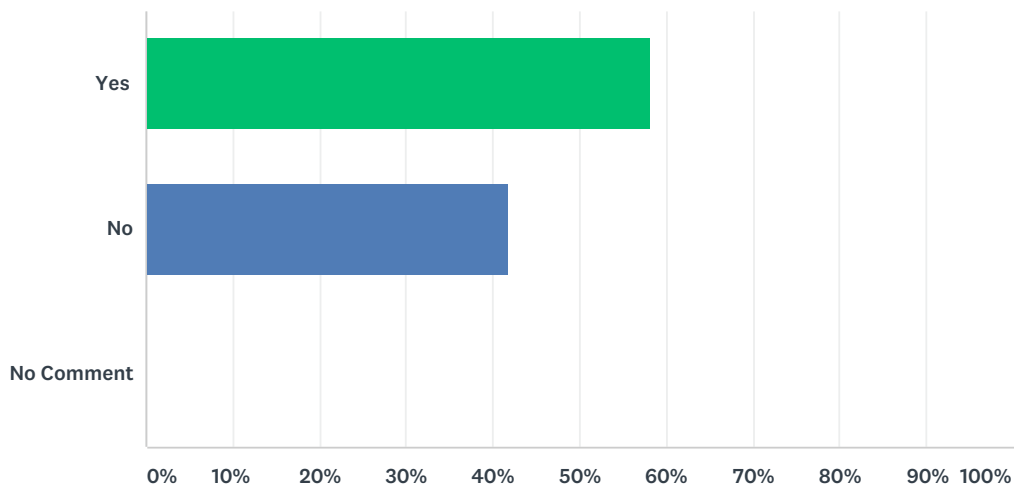


	STRONGLY DISAGREE	DISAGREE	NEUTRAL	AGREE	STRONGLY AGREE	TOTAL	WEIGHTED AVERAGE
The pace was good	2.63% 1	13.16% 5	15.79% 6	60.53% 23	7.89% 3	38	3.58
It was well organized	0.00% 0	0.00% 0	13.16% 5	57.89% 22	28.95% 11	38	4.16
It was a good value	0.00% 0	5.26% 2	26.32% 10	55.26% 21	13.16% 5	38	3.76
It appropriately celebrated and acknowledged award recipients	0.00% 0	0.00% 0	2.63% 1	60.53% 23	36.84% 14	38	4.34
It elevated the importance of the fundraising profession	0.00% 0	0.00% 0	10.53% 4	60.53% 23	28.95% 11	38	4.18
It re-energized me personally or as a professional	0.00% 0	5.26% 2	23.68% 9	55.26% 21	15.79% 6	38	3.82
It inspired attendees about and/or seemed to motivate them towards philanthropy	0.00% 0	0.00% 0	32.43% 12	56.76% 21	10.81% 4	37	3.78

Q11 Would you have preferred that there be educational sessions available?

Answered: 31 Skipped: 8

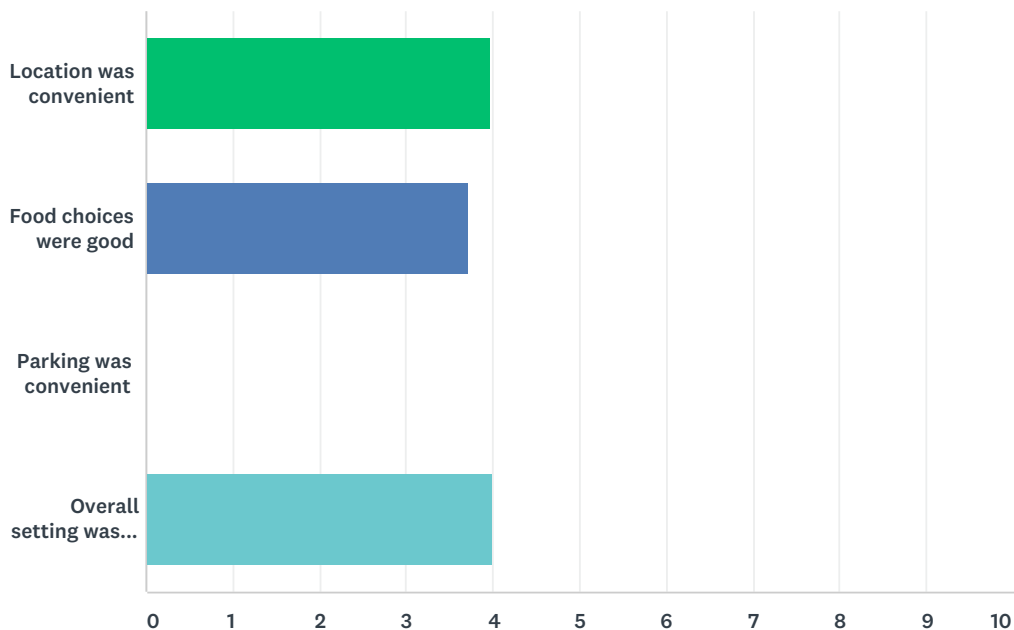
National Philanthropy Day 2018 Survey



ANSWER CHOICES	RESPONSES	
Yes	58.06%	18
No	41.94%	13
No Comment	0.00%	0
TOTAL		31

Q12 Please rate the venue

Answered: 37 Skipped: 2



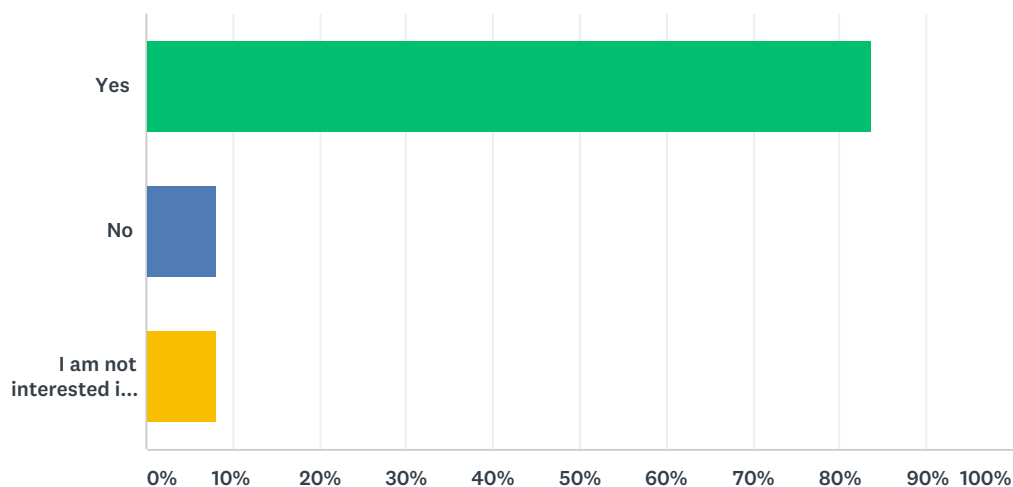
	STRONGLY DISAGREE	DISAGREE	NEUTRAL	AGREE	STRONGLY AGREE	TOTAL	WEIGHTED AVERAGE
Location was convenient	0.00%	5.41%	8.11%	70.27%	16.22%	37	3.97
	0	2	3	26	6		

National Philanthropy Day 2018 Survey

Food choices were good	5.41% 2	2.70% 1	13.51% 5	70.27% 26	8.11% 3	37	3.73
Parking was convenient	0.00% 0	0.00% 0	0.00% 0	0.00% 0	0.00% 0	0	0.00
Overall setting was enjoyable	0.00% 0	0.00% 0	13.51% 5	72.97% 27	13.51% 5	37	4.00

Q13 Was there enough time to visit the exhibitors?

Answered: 37 Skipped: 2

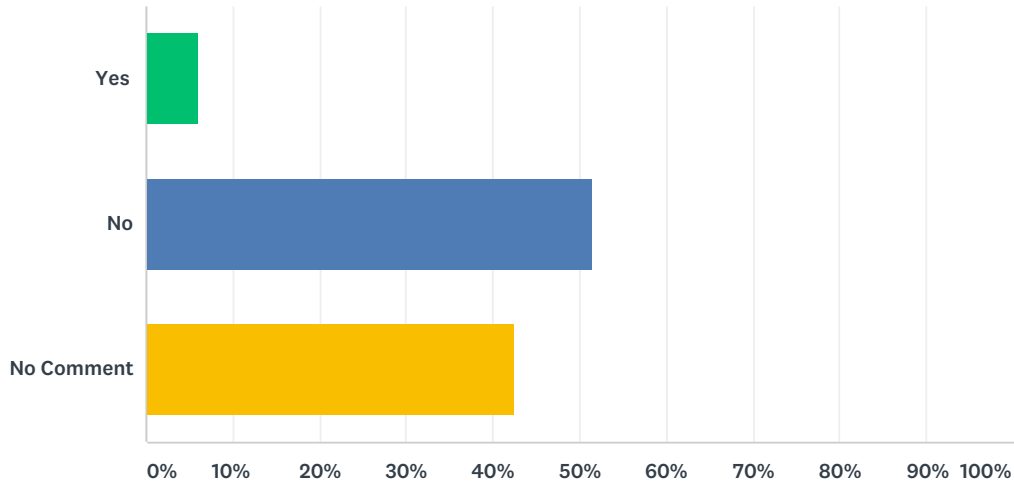


ANSWER CHOICES	RESPONSES	
Yes	83.78%	31
No	8.11%	3
I am not interested in visiting exhibitors at this event	8.11%	3
TOTAL		37

Q14 Are there exhibitors you would like to see that have not participated?

Answered: 33 Skipped: 6

National Philanthropy Day 2018 Survey



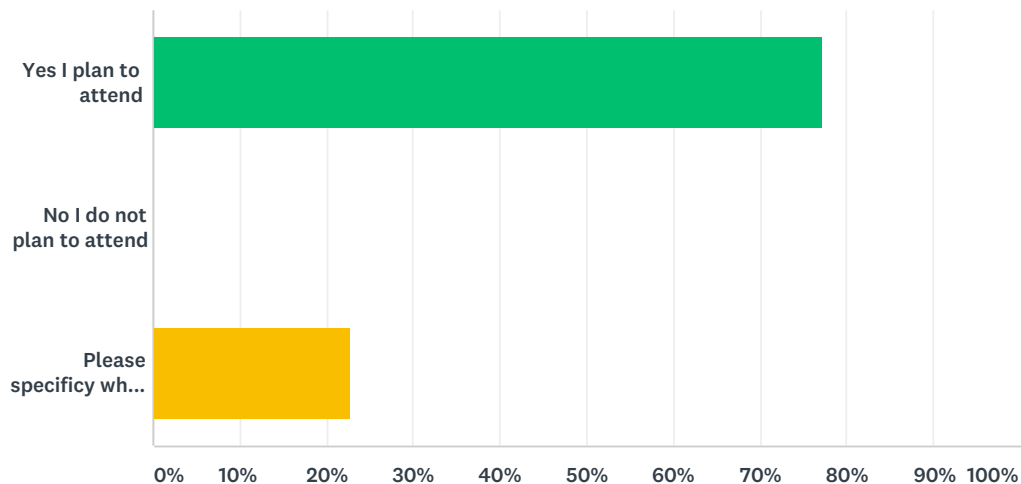
ANSWER CHOICES	RESPONSES	
Yes	6.06%	2
No	51.52%	17
No Comment	42.42%	14
TOTAL		33

Q15 What would you like to see at next year's NPD luncheon?

Answered: 10 Skipped: 29

Q16 Do you plan to attend NPD in 2019 - why or why not?

Answered: 35 Skipped: 4



ANSWER CHOICES	RESPONSES	
Yes I plan to attend	77.14%	27
No I do not plan to attend	0.00%	0

Please specify why you plan or do not plan to attend next year	22.86%	8
TOTAL		35

Q17 Please add any additional comments about the Awards Luncheon and/or your overall experience at National Philanthropy Day

Answered: 13 Skipped: 26

Q18 If you would like to be entered for a chance to win a Free AFP Annual Meeting Registration, please complete the following:

Answered: 10 Skipped: 29

ANSWER CHOICES	RESPONSES	
Name	100.00%	10
Company	0.00%	0
Address	0.00%	0
Address 2	0.00%	0
City/Town	0.00%	0
State/Province	0.00%	0
ZIP/Postal Code	0.00%	0
Country	0.00%	0
Email Address	100.00%	10
Phone Number	100.00%	10